



EPDM Reinforced Rubber Sheet

Ethylene-Propylene-Diene-Terpolymer Reinforced Rubber Sheet



Reinforced Rubber Sheet EPT 0.65



Reinforced Rubber Sheet EPT 1.0

【Advantages】

- Superior in weather and ozone resistance.
- Superior in thickness precision due to calendar sheeting.

【Constitution and Materials】



Rubber	Ethylene-Propylene-Diene-Terpolymer
Fabric	EPT0.65 : Nylon EPT1.0 : Polyester
Surface	Both faces embossed

【Specifications】

Article Name	Thickness (mm)	Width (mm)	Length (m)	Weight (kg/m ²)	Tensile Strength (kN/m)	Elongation (%)	Tear Resistance (N)	Rubbing Test 9.8N × 1000times
Reinforced Rubber Sheet EPT0.65	0.65	1100	50	0.67	Longitudinal 50	Longitudinal 22	Longitudinal 200	No apparent abnormalities
					Transverse 43	Transverse 24	Transverse 240	
Reinforced Rubber Sheet EPT1.0	1.0	1100	25	1.08	Longitudinal 51	Longitudinal 16	Longitudinal 450	No apparent abnormalities
					Transverse 51	Transverse 21	Transverse 460	

※Specifications are subject to change without notice for improvement.

※The above mentioned value of properties is measured value and it is not guaranteed value.

【Example of Use】

- Medium Flexible Joint
- Large Flexible Joint

SHIBATA INDUSTRIAL CO.,LTD RUBBER SHEET DIVISION


Kobe : TEL.078(362)6030 FAX.078(362)6094
Tokyo : TEL.03(3292)3868 FAX.03(3292)3869

EPDM Reinforced Rubber Sheet

Ethylene-Propylene-Diene-Terpolymer Reinforced Rubber Sheet



Reinforced Rubber Sheet
EPT(Gray) 0.65



Reinforced Rubber Sheet
EPT(Gray) 1.0



Reinforced Rubber Sheet
EPT(White) 1.0

【Advantages】

- Superior in weather and ozone resistance.
- Superior in thickness precision due to calendar sheeting.

【Constitution and Materials】



Rubber	Ethylene-Propylene-Diene-Terpolymer
Fabric	Nylon
Surface	Both faces embossed

【Specifications】

Article Name	Thickness (mm)	Width (mm)	Length (m)	Weight (kg/m ²)	Tensile Strength (kN/m)	Elongation (%)	Tear Resistance (N)	Rubbing Test 9.8N × 1000times
Reinforced Rubber Sheet EPT(Gray)0.65	0.65	1100	50	0.74	Longitudinal 51	Longitudinal 22	Longitudinal 140	No apparent abnormalities
					Transverse 44	Transverse 23	Transverse 160	
Reinforced Rubber Sheet EPT(Gray)1.0	1.0	1100	30	1.05	Longitudinal 80	Longitudinal 21	Longitudinal 880	No apparent abnormalities
					Transverse 76	Transverse 26	Transverse 860	
Reinforced Rubber Sheet EPT(White)1.0	1.0	1100	25	1.12	Longitudinal 73	Longitudinal 22	Longitudinal 710	No apparent abnormalities
					Transverse 67	Transverse 24	Transverse 720	

※Specifications are subject to change without notice for improvement.

※The above mentioned value of properties is measured value and it is not guaranteed value.

【Example of Use】

- Medium Flexible Joint
- Large Flexible Joint

SHIBATA INDUSTRIAL CO.,LTD RUBBER SHEET DIVISION

Kobe : TEL.078(362)6030 FAX.078(362)6094
Tokyo : TEL.03(3292)3868 FAX.03(3292)3869